

阅读申明

- 1.本站收集的数据手册和产品资料都来自互联网，版权归原作者所有。如读者和版权方有任何异议请及时告之，我们将妥善解决。
- 2.本站提供的中文数据手册是英文数据手册的中文翻译，其目的是协助用户阅读，该译文无法自动跟随原稿更新，同时也可能存在翻译上的不当。建议读者以英文原稿为参考以便获得更精准的信息。
- 3.本站提供的产品资料，来自厂商的技术支持或者使用者的心得体会等，其内容可能存在描述上的差异，建议读者做出适当判断。
- 4.如需与我们联系，请发邮件到marketing@iczoom.com，主题请标有“数据手册”字样。

Read Statement

1. The datasheets and other product information on the site are all from network reference or other public materials, and the copyright belongs to the original author and original published source. If readers and copyright owners have any objections, please contact us and we will deal with it in a timely manner.
2. The Chinese datasheets provided on the website is a Chinese translation of the English datasheets. Its purpose is for reader's learning exchange only and do not involve commercial purposes. The translation cannot be automatically updated with the original manuscript, and there may also be improper translations. Readers are advised to use the English manuscript as a reference for more accurate information.
3. All product information provided on the website refer to solutions from manufacturers' technical support or users the contents may have differences in description, and readers are advised to take the original article as the standard.
4. If you have any questions, please contact us at marketing@iczoom.com and mark the subject with "Datasheets" .

Profinet RapID™ Platform Network Interface

Connectivity Solution for 2-Port, Class B Devices




The *RapID Platform Network Interface* is a complete Profinet Industrial Ethernet interface available as a module or embedded design

The interface contains everything needed including the communications controller, protocol stacks, Flash, RAM, and analog driver so the user does not need to know anything about the Profinet protocol. All Profinet capabilities are encapsulated on this small form factor device, and can be integrated into any type of automation equipment from complex control to a simple sensor or actuator. For small form factor applications the module's design can be integrated directly into the field device. The *RapID Network Interface* connects to a "Host" processor via a UART or 16-bit Parallel Interface. Profinet communication has been Class B certified at an accredited Profinet Interface Center and tested on the bus with numerous applications to provide problem-free operation with virtually any Profinet controller.




-or-



Easy Hardware and Software Integration

The *RapID Network Interface* can be integrated into a design as either a module or an embedded design. As a module, the *RapID Network Interface* plugs into a board using standard 2.54 mm pitch through-hole pins. When designing-in the module, hardware integration is as easy as connecting Power/Ground/Reset and

interfacing the Host processor to the UART or 16-bit Parallel interface. The Ethernet physical interface is ready to plug into the network. Software for the module is provided as firmware that is resident on the flash.



As an embedded design, the *RapID Network Interface* connects to a board design using the schematics provided. Also provided are the Bill of Materials and example layouts to minimize the hardware design effort. Software for the embedded design is provided as firmware that is downloaded to the flash. Whether using the *RapID Network Interface* as a module or an embedded design, no software development is required and there are no license fees or royalties.

Software integration with a Host processor is also easy.

Messages passed between the Host and *RapID Network Interface* follow a common interface definition when using either the UART or 16-bit Parallel interface. This interface simplifies communication for sending or receiving cyclic, acyclic data and alarms. Example C-code is provided to minimize integration effort on the Host.

Easy Network Integration

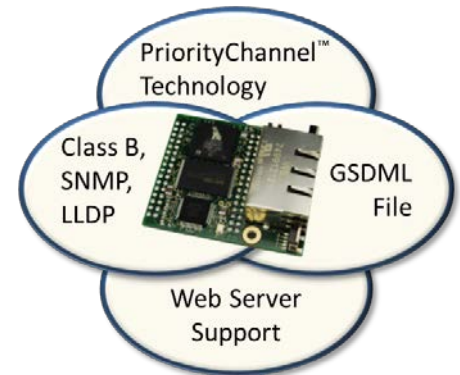
RapID Network Interface comes pre-loaded with the latest firmware for Profinet Class B communication and includes PriorityChannel™ technology to ensure reliable, real-time network performance. It is Class B

Profinet RapID™ Platform Network Interface

Connectivity Solution for 2-Port, Class B Devices



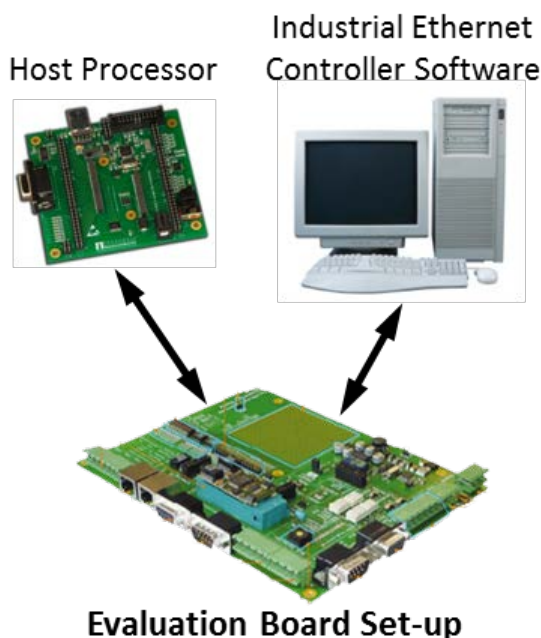
certified and includes support for the Link Layer Discovery Protocol (LLDP) so controllers can identify the devices attached to the network. Also included is the Simple Network Management Protocol (SNMP) along with the required Management Information Bases (MIBs) to support network configuration and diagnostics. The two protocols work together so devices can be easily added or removed from the network. When a device is added to a network, it is sometimes useful to retrieve information directly from the device. A Web Server is provided for this purpose. The server can be customized to show device and company-specific information.



A GSDML file is required for Profinet. This file describes a device's capabilities to the controller. The example GSDML file provided can be tailored to describe the exact features of the final product.

Easy Evaluation, Fast Product Development

The Evaluation Kit available for the *RapID Network Interface* provides quick assessment for interfacing a Host processor to the module. Simply connect the Host processor development board to the *RapID Network Interface* evaluation board via the UART or 16-bit Parallel interface. Once Host-side communication is established, Profinet communication can be evaluated using 3rd-Party, PC-based Tools. The communication path between Host processor and Profinet controller can be completely verified before integrating the module into the actual automation equipment hardware.



Parameter	Details
Host Processor	Any CPU or DSP
Host Processor Interfaces	UART (up to 520 kBaud) 16-bit Parallel (up to 12.5 Mbps)
Network Interface	Data Transport: IEEE 802.3
	Data Rate: 10/100 Mbps
	Ports: 2
Environmental Conditions	-40C to +85C
Power Supply	Voltage: 3.3 VDC
	Power consumption: 1.3W
TCP/IP	ICMP, IGMP, ARP, SNTP, BSD 4.4A socket, DNS, BOOTP, DHCP, TELNET, FTP, TFTP, HTTP (server & client), CGI, SNMP
Profinet	Cyclic Input Data: 1440 bytes Cyclic Output Data: 1440 bytes
	Cycle time: 1 ms (min.)
	Alarm Types: Process, Diagnostic, Return of Sub Module
	DCP, LLDP, VLAN Priority
Compliance	RoHS, CE, PI